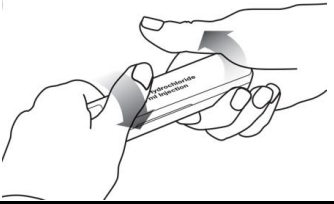
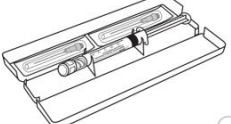
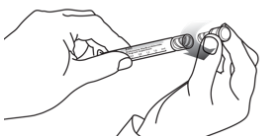

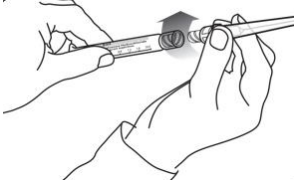

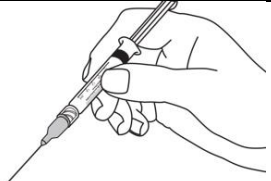
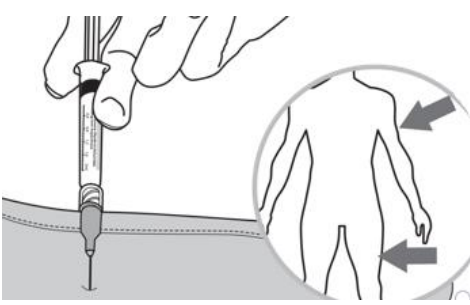
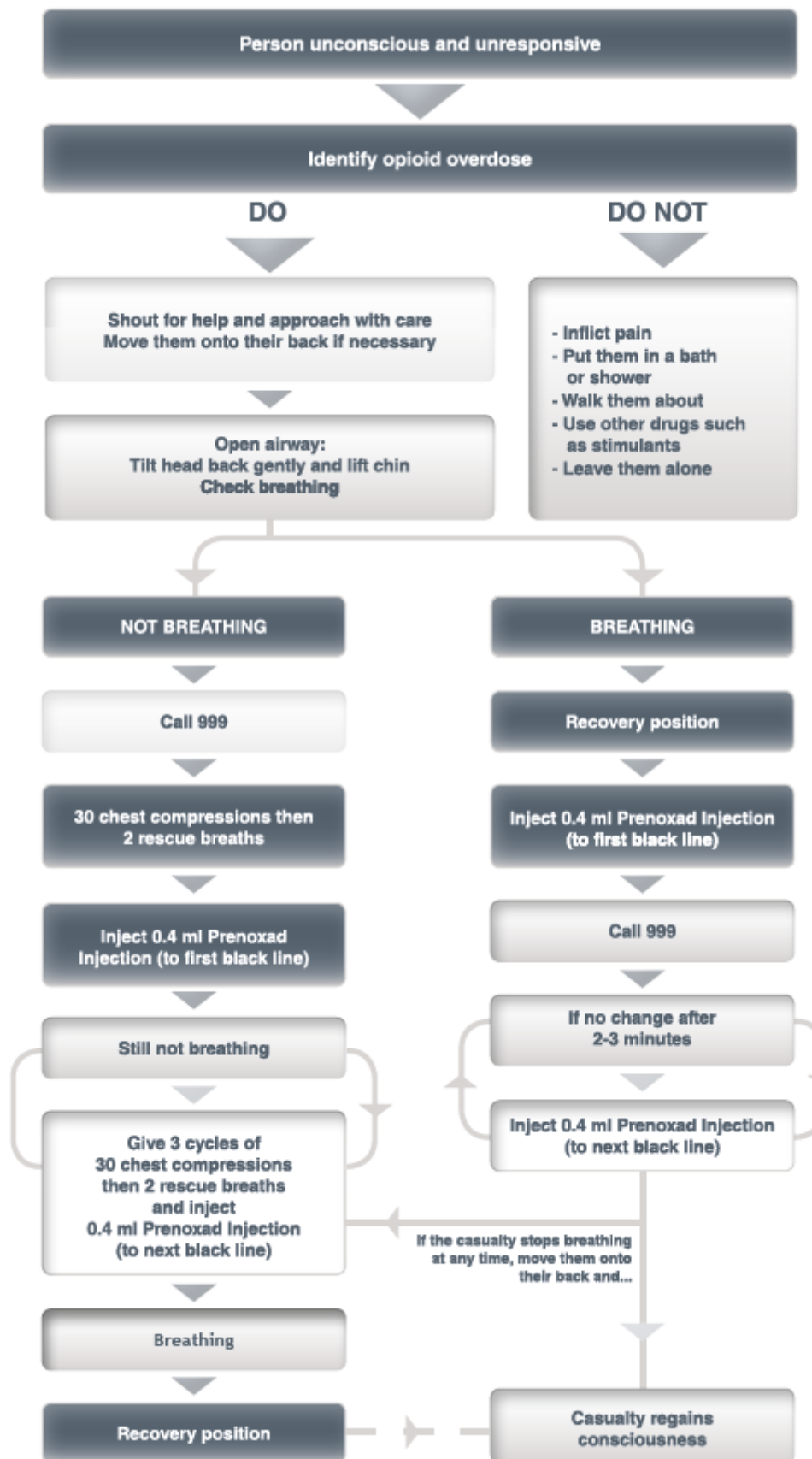


How to open, assemble and inject Naloxone/Prenoxad injection

	<p>Remove the clear film wrapping by pulling the tear strip on the side of the box. Twist the outer plastic to break the tamper evident seals and open</p>
	<p>The box contains one syringe of Prenoxad Injection and two 23 gauge 1 ¼ inch needles for intramuscular injection</p>
	<p>Unscrew the clear plastic top from the syringe</p>
	<p>Peel back the backing paper from the needle packet and remove the needle, keeping it in its protective sheath</p>
	<p>With the needle still in its sheath, screw the blue fitting onto the syringe</p>
	<p>Gently twist the needle sheath and remove it from the syringe. It is important to twist the needle sheath instead of pulling it to avoid needle stick injury</p>
	<p>Hold the syringe like a pen or dart</p>
	<ul style="list-style-type: none"> • Insert the needle at right angles (90 degrees) into the casualty's outer thigh or upper arm muscle, through clothing if necessary • Rotate the barrel so that the black dosage line can be seen • Inject the first dose of 0.4 ml Prenoxad Injection by holding the syringe steady and pushing the plunger to the first black line • Take out the syringe with the needle attached and safely put it back into the case • Do not re-sheath the needle • If you need to give another dose, insert the syringe again and inject to the next black line • After using Prenoxad Injection, keep the syringe in the box and to the ambulance crew so that they know it has been administered

Action on finding someone having overdosed



Then wait for the ambulance to arrive

N.B. During the coronavirus crisis, lay a towel or piece of clothing over the person's mouth before starting rescue breaths. Read [safe resuscitation during Covid-19](#).